

AL-BARKAAT PUBLIC SCHOOL

Summer HOLIDAY



Homework

Class: 1

Wake up, Wake up! It's homework time, remember you promised to start by 9, I heard my mother uttering these lines, I think beginning the task on time keeps me alert, active & fine. Regular homework makes me shine.



FOR THE PARENTS

Summer Vacations are here. A few vital suggestions are listed below to make the vacations more exciting and fruitful than ever before:

- ✱ Keep at least half an hour a day for sharing experiences with your child.
- ✱ Encourage your child to speak in English. Fix one hour in a day when you communicate with your child only in English.
- ✱ Tell your child different stories regularly and encourage him to describe what he/she would do in a similar situation. Here are few suggested titles which you can read with your child.
 - a. Hare and the Tortoise
 - b. Emperor's New Clothes
 - c. Thumbelina
- ✱ Let your child colour, draw, paint, play with water and sand etc.
- ✱ Restrict his or her television watching, confining it to interesting children's programs, cartoon films, Discovery channel etc.
- ✱ To improve the formation of letters, make your child write a page everyday.
- ✱ Develop self help skills: Let your child dress and feed on his/her own.
- ✱ Make him understand the importance of cleaning his room and putting away toys and belongings after use.
- ✱ Take your child out for picnics and to other places of his/her interest. Ask him/her to make a note of all the places he/she visits and the things he/she sees so that he/she is able to discuss his/her experience in class after the vacation

Have a nice time !

ENGLISH

Read Chapter-8 "Happy Birthday" with the help of Radiant Reader Book. Make the flashcards related to the story.

- Paste a picture of market in the rough notebook and write the names of ten things that you would like to buy.

SUGGESTED ACTIVITY TO DO EVERYDAY

- Do one page in proper cursive writing in a 4 lined thin English notebook.

E. V. S

Project Work TULIP HOUSE

On an A4 size hard colour sheet draw or paste pictures of three summer clothes.

LILY HOUSE


On an A4 size hard coloured sheet draw or paste three winter clothes.

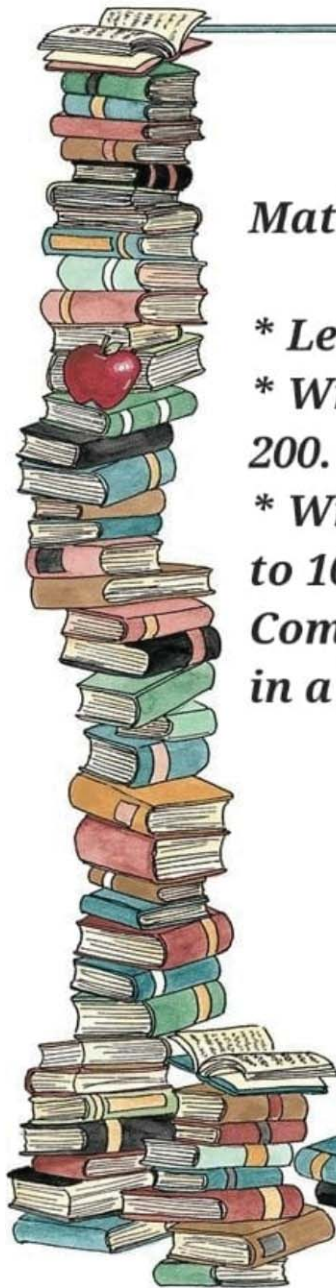
ROSE HOUSE

On an A4 size hard coloured sheet draw or paste a raincoat and an umbrella.

COSMOS HOUSE

Make a poster on "Being Clean, Fit and Healthy". Take help from book (page number 18 project F)





Maths Holiday Homework

- * Learn and write table 2 to 5.*
- * Write counting from 101 to 200.*
- * Write number name from 51 to 100.*

*Complete the above given work
in a separate notebook (small)*



Maths Project Work

TULIP - Cut different shapes and paste to give a figure of 5 different animals.

Instructions

- * Cut appropriate different shapes like Circle, Triangle, Rectangle and Square by using coloured paper.**
- * Take an adult help for cutting shapes.**
- * Paste different shapes on coloured A4 size paper to make 5 different animals.**





LILY - Make a robot, rocket and train engine with the help of different shapes and paste it on coloured A4 size paper.

Instructions LILY - Make a robot, rocket and train engine with the help of different shapes and paste it on coloured A4 size paper.

Instructions

- * Cut appropriate different shapes like Circle, Triangle, Rectangle and Square by using coloured paper.**
- * Take an adult help for cutting shapes.**
- * Paste different shapes on coloured A4 size to make a robot, rocket and train engine.**
- * Cut appropriate different shapes like Circle, Triangle, Rectangle and Square by using coloured paper.**
- * Take an adult help for cutting shapes.**
- * Paste different shapes on coloured A4 size to make a robot, rocket and train engine.**



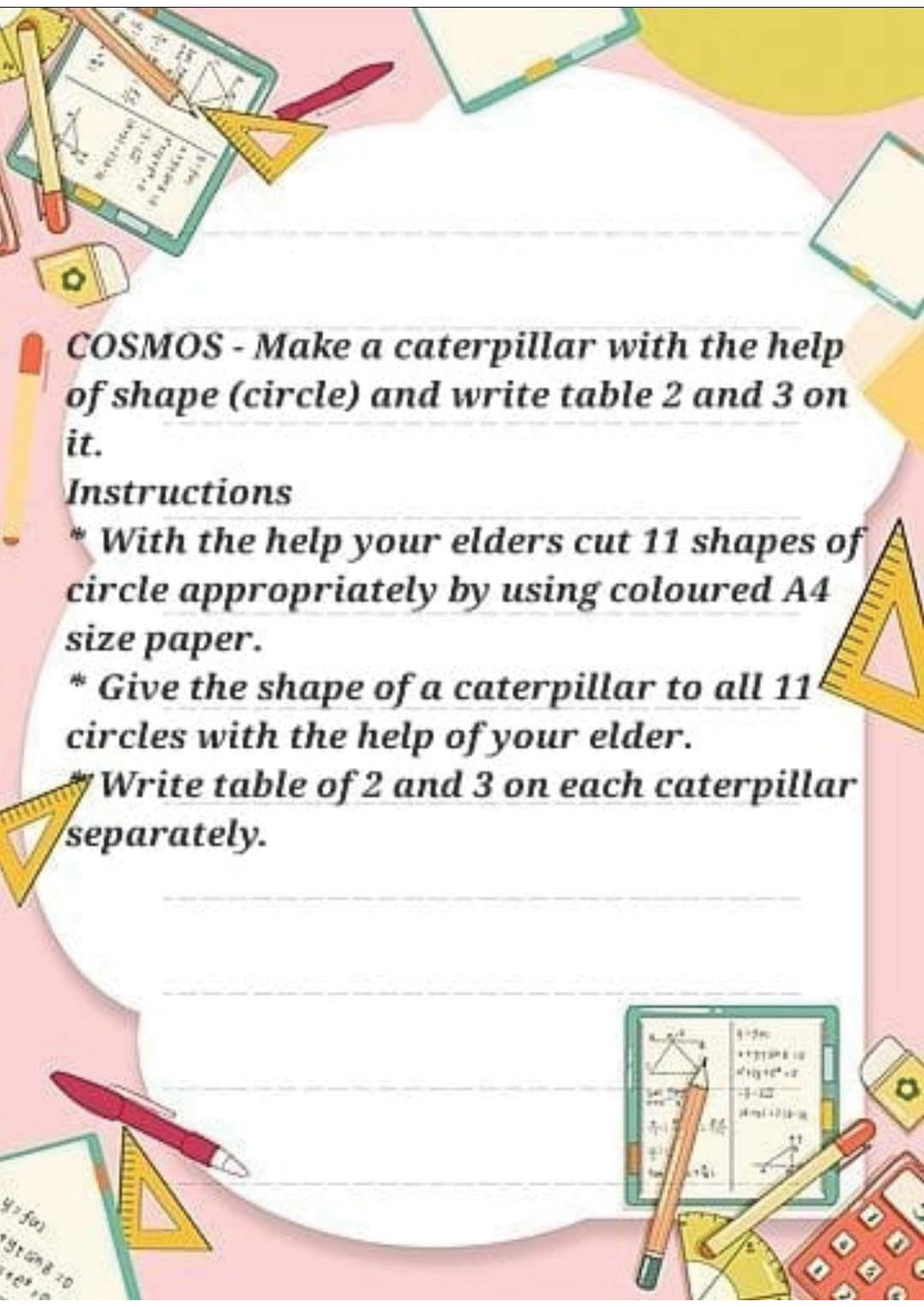


ROSE - Make a wall clock using waste materials.

Instructions

- * Take an adult help for any cutting
- * To make a wall clock, you can use paper plates, popsicle (ice-cream stick), old DVD, unused bottle cap, etc
- * With the help of unused materials, make a hanging wall clock.
- * Don't make a working clock





COSMOS - Make a caterpillar with the help of shape (circle) and write table 2 and 3 on it.

Instructions

- * With the help your elders cut 11 shapes of circle appropriately by using coloured A4 size paper.
- * Give the shape of a caterpillar to all 11 circles with the help of your elder.
- * Write table of 2 and 3 on each caterpillar separately.

Hindi

- दो वर्णों वाले शब्द, तीन वर्णों और चार वर्णों वाले शब्द चित्रों की सहायता से A4 शीट पर लिखिए ।
- स्वर और उनकी मात्राओं का पेड़ बनाइए ।
- एक पृष्ठ प्रतिदिन सुलेख करिए और उसे पढ़िए ।
- PT -1 का सभी लिखित कार्य (पुस्तक अभ्यास + कॉपी कार्य) कंठस्थ करिए ।

URDU

"ا تا خ" حروف مع تصویر

A4 size sheet

پر چسپاں (paste) کیجئے

Al-Barkaat Public School

Holiday Homework(2023-24)

Class – 2



➤ ENGLISH LITERATURE

- Do reading (Ch. No. 1&2) on the daily basis.
- Learn poem (Song of the bells)
- Learn all the work done in English literature notebook (hard words, word meaning, Q &A and frame sentences)
- Do daily one page writing in a separate notebook (date wise- it will be check)

➤ ENGLISH GRAMMAR

- Do complete exercises of ch.no.1,2&3 in the grammar book.
- Do complete DIY exercises given in the book(ch- 1,2&3)

➤ ASSIGNMENT

Make a chart on topic “singular and plural” (at least 10 words) and paste pictures related to it.

➤ EVS

NOTE:

- All the written work has to be done in your best handwriting.
- Do not rush to complete all the homework in one go.
- Enjoy the activities. Take your time to finish them.
- Try to do all your assignments on your own, You can do it!
- Take help from parents only when absolutely necessary.
- Enjoy your holidays.
- Stay safe & be good.

- Read and Learn Chapter 1 and Chapter 2 (Both copy and book work)
- Activity 1 to 4

Activity 1



Different fruits are available in different seasons. So, let's enjoy all the fruits available in the market during this summer break like watermelon, mango, litchi, muskmelon, papaya etc. and learn something interesting about these seeds. Pen down your observations in the observation table given below.

INSTRUCTIONS: Make the observation table on the A4 size sheet.

Observation Table

Name of the fruit	Number of seeds	Description of seeds(size, colour, shape, thickness)
-------------------	-----------------	--

➤ Activity 2

Write five sentences about your favourite season in A4 size sheet.

➤ Activity 3

S

➤ Things we get from plants

Make a tree on A4 size paper and stick/staple in small packets of various items that we get from plants



➤ Activity 4

5th June is World Environment Day. Make it special !!

➤ Write 10 lines on Save Environment. Also make a poster on A4 size sheet on World Environment Day

➤ HINDI

- चित्रों के माध्यम से भाषा के प्रकारों को A4 शीट पर लिखिए ।
- सभी मात्राओं के तीन-तीन शब्द चित्र सहित A4 शीट पर लिखिए।
- एक पृष्ठ प्रतिदिन सुलेख करिए और उसको पढ़िए ।
- PT-1 का सभी लिखित कार्य(पुस्तक + कॉपी) कंठस्थ करिए ।

➤ URDU

Class 2

Urdu Holiday home work

حروف تہجی "ا تا ے" مع

تصویر *A4 size sheet*

پر چسپاں (Paste) کیجئے - 